


*Lights, Camera,
Action*



Bible Skits!

Based on the Gospel According to Mark



Lights, Camera, Action Bible Skits!

21 Skits Based On The Gospel According to Mark

Table of Contents


Teacher Introduction Page: 2

❖ ACT ONE: The Ministry of Jesus

1. Make Way for Jesus	4
2. Choosing the Twelve	7
3. Is There A Doctor In The House?	11
4. The Farmer	15
5. Jesus Calms the Storm	19
6. A Sick Woman and a Dead Girl	22
7. The All-You-Can-Eat Meal	26
8. Jesus Walks On Water	30
9. Who Am I?	33
10. Who's the Greatest?	38
11. The Rich Young Man	41
12. Pick Me! Pick Me!	45

❖ ACT TWO: The Passion and Resurrection of Jesus

1. Triumphal Entry	48
2. Parable of the Tenants	51
3. The Greatest Commandment	55
4. Jesus' Anointing	58
5. The Lord's Supper	61
6. Jesus Prays	65
7. Jesus Is Arrested	68
8. Crucified and Buried	73
9. Resurrected and Ascended!	77



Lights, Camera, Action Bible Skits!

21 Skits Based On The Gospel According to Mark


Teacher Introduction:

The *Lights, Camera, Action Bible Skits* require little to no set up for staging or costuming. However, there is always something for the children to do to enhance the skit. For example, children can participate in decorating, costuming or improvising as part of their hands-on Bible skit experience. If you can provide a costume box, clothes rack or costume closet for the actors that would be ideal. If your church cannot afford Bible-time costumes, then you can provide various wide strips of cloth, towels or smocks to drape over shoulders and heads and tie off with cloth belts. Wigs, beards and costume jewelry are also fun items to include for your actors. Using theater makeup is also an option. If you prefer not to use costuming, then simply assign parts and/or pin signs on the actors to indicate who they are.

Whenever possible, and before handing out the scripts to the actors, read or explain the Bible story or parts of the Bible story from a child-friendly Bible. After you've read the story, choose your actors and then have them highlight their parts. The length of each script varies. Allow plenty of time for practice. Encourage your actors to ham it up when appropriate and keep it serious when called for. Help them to place the proper emphasis on words and phrases, and to pronounce difficult words before beginning. Ideally your children should be able to read their parts. However, many of the skits have non-speaking parts for younger children who cannot read or for children who do not want to speak. If younger children are participating and cannot read, the Director can give instruction for the child to pantomime the part. For example: if the part of "John" says: "I want to follow Jesus." The Director might say, "John wants to follow Jesus.", then say to the child, "John, follow Jesus." The teacher/director is not only saying the part, but also giving direction to the actor as well.

Videotaping your skits will make it more fun, and will reinforce the lesson when the class watches their video. It will also provide a "living Bible" memory-maker for your church!

The amount of time you put into the skits is determined by how elaborate you want to make them. You could easily spend several weeks creating the sets and costumes, or spend no time at all with that aspect of it.



Lights, Camera, Action Bible Skits!

21 Skits Based On The Gospel According to Mark

For smaller classes, children may act out more than one part. For larger classes I have intentionally written certain parts such as “crowd”, “disciple” or “Pharisee”, so more than one actor could play those parts. Before beginning you would split and number those parts depending on how many actors you have. Larger classes could also “produce” the same skit with different groups, and then perform and film them separately. You may also decide to have one group of children perform one skit, have another group proceed to the next skit, and then perform them consecutively for your “living Bible” video.

Directors, Actors and Backstage Hands:


- ❖ Director is always the teacher, who instructs actors during practice.
- ❖ Narrator can be the teacher or an older child who reads very well.
- ❖ Actors read their parts or pantomime them, according to the Director’s decision.
- ❖ Camera-person should be an adult or older, responsible child.
- ❖ Lighting - This is a perfect position for a child or children who do not want a speaking part. Use spotlights or large flashlights to shine on the actors during practice and performance.
- ❖ Set Design - An actual stage is not necessary. All the actors can design background scenes using large sheets of butcher paper and colored markers and crayons. Read the story, or part of the story, from the Bible passage first, and then allow the class to imagine and create what should be part of the background scene for your “stage”. You can also copy pictures onto overhead sheets and then project them onto large sheets of paper for children to trace and color the scenes. Improvisation is the key!

Have fun teaching your kids to *act on their faith!*

For Jesus and his Kingdom,

A handwritten signature in black ink, appearing to read 'Sarah A. Keith'.

Sarah A. Keith <><
SundaySchoolNetwork.com



Lights, Camera, Action Bible Skits!

21 Skits Based On The Gospel According to Mark

ACT ONE: The Ministry of Jesus

Scene 1: Make Way for Jesus

Set and Costume Preparation: Use Bible-time costumes or improvise costumes. The angels can wear halos. Halos can be made by crunching tin foil into long strips, then wrapping it around the top of the angels' heads. Use washable brown markers to draw beards on the men and whiskers on the wild animal's faces.

Choose Your Actors: Narrator, Isaiah, John, Jesus, Townsperson, God's Voice, Angels and Wild Animals. If you have a lot of children they can share the parts of the townsperson, angels and wild animals.

(Based on Mark 1:1-15)

Director: Lights, Camera, Action!

Narrator: "This is the beginning of the good news about Jesus Christ, the Son of God. A very long time ago, Isaiah the prophet said:"

Isaiah: "I will send my messenger ahead of you, he will get everything ready" – "he will be in the desert and say, `Prepare the way for the Lord, get ready for him!' "

Narrator: "So John came, baptizing people in the desert."

John: "The Lord is coming! Repent, turn from your sins and follow God. Come, be baptized!"

Townsperson: "Have you heard about John? He lives in the desert. They say he wears strange clothing and eats honey and bugs! Let's go see what he's doing."

John: "Repent, turn from your sins and follow God. Come, be baptized!"

Townsperson: "Yes, I've done wrong things. But I want to obey God and do what is right."

Townsperson: "I want to follow God and be baptized!"